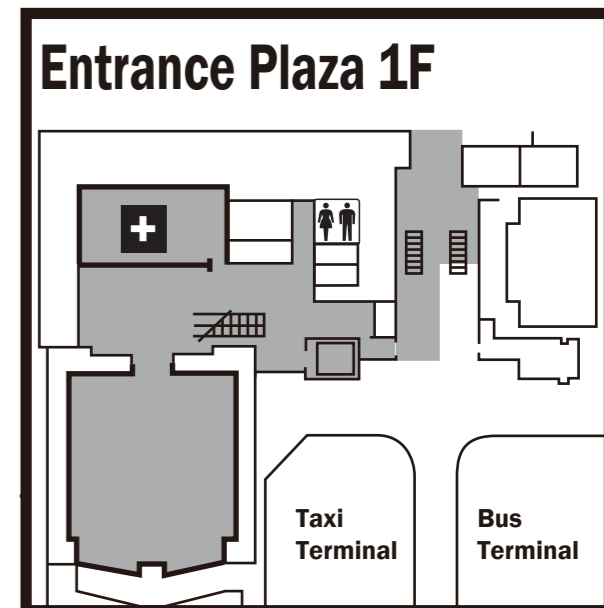
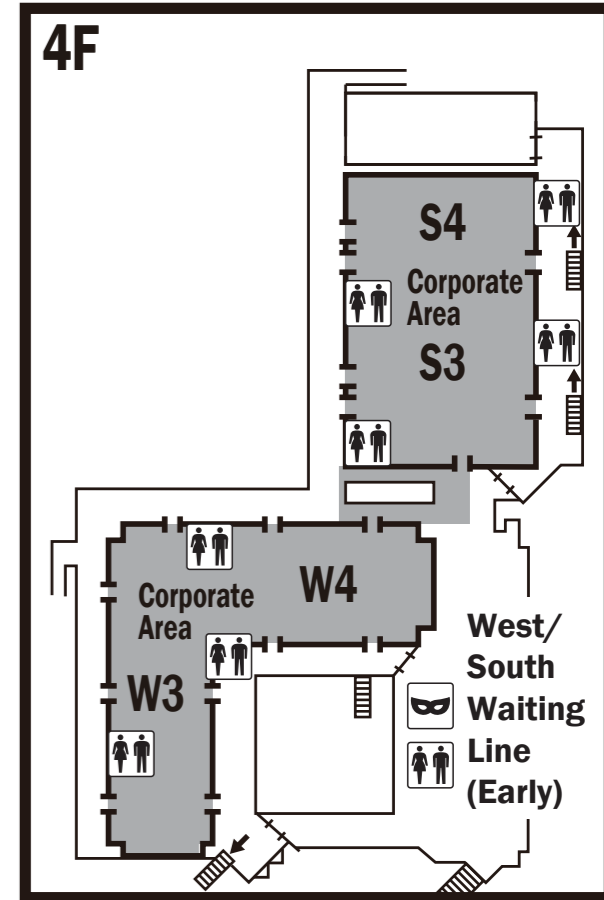
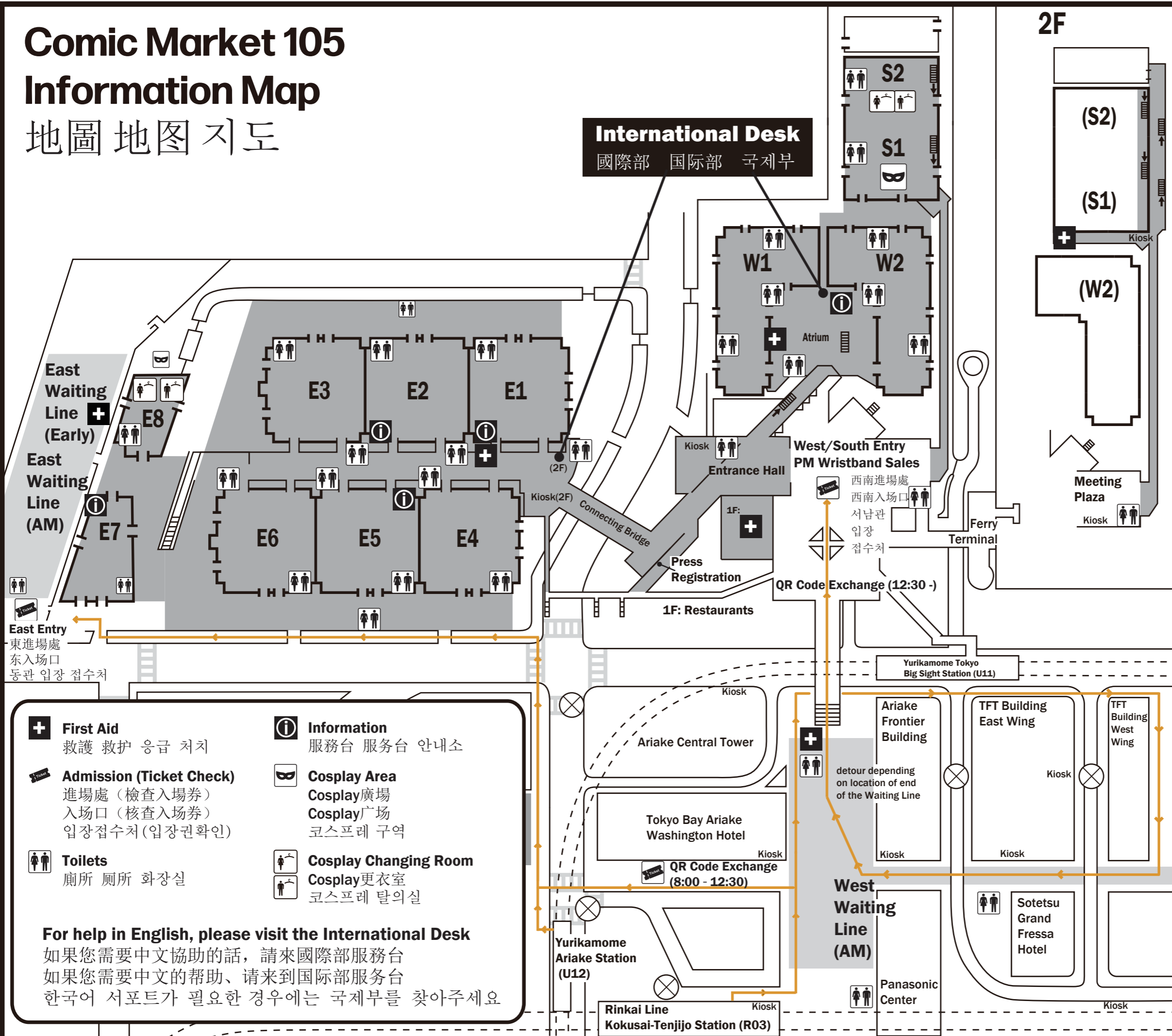


# Comic Market 105 Information Map

## 地圖 地图 지도



<b>+</b> <b>First Aid</b> 救護 救护 응급 처치	<b>i</b> <b>Information</b> 服務台 服务台 안내소
<b>+</b> <b>Admission (Ticket Check)</b> 進場處 (檢査入場券) 入口 (核査入場券) 입장접수처 (입장권확인)	<b>M</b> <b>Cosplay Area</b> Cosplay廣場 Cosplay廣場 코스프레 구역
<b>♂ ♀</b> <b>Toilets</b> 廁所 廁所 화장실	<b>♂ ♀</b> <b>Cosplay Changing Room</b> Cosplay更衣室 코스프레 탈의실

**For help in English, please visit the International Desk**  
如果您需要中文協助的話，請來國際部服務台  
如果您需要中文的帮助、請來到国际部服务台  
한국어 서포트가 필요한 경우에는 국제부를 찾아주세요

- Kokusai-Tenjijo Station (R03) is the recommended station due to best access without detours
- Only PM Entry wristbands are sold directly at Comic Market (only after 12:30)
- Early Entry Ticket holders, please go to the Entry area printed on your ticket (East or South/West)
- AM Entry wristband holders can queue in both East or West
- No parking is available. Please use public transportation
- For Cosplay, please use the Changing Rooms. Do not come or go in Cosplay.
- Always ask for permission from Cosplayers before taking photos.