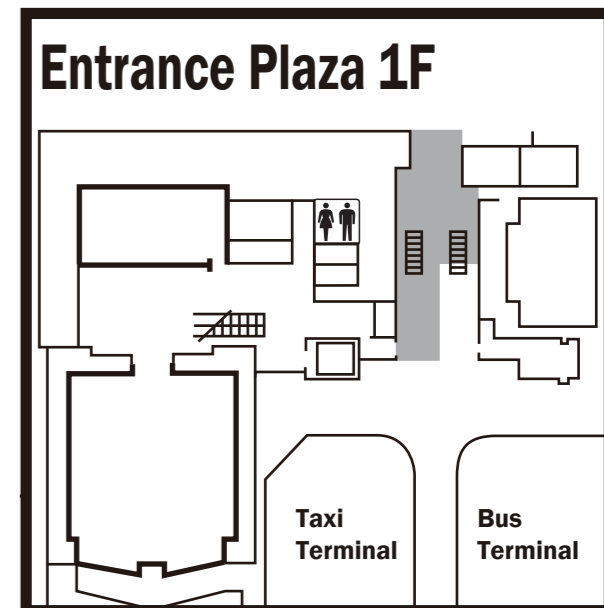
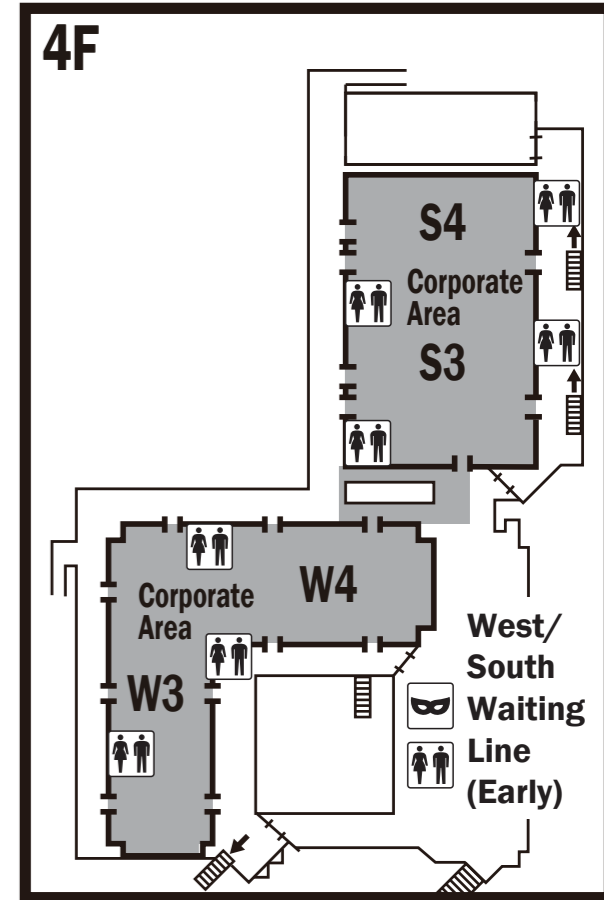
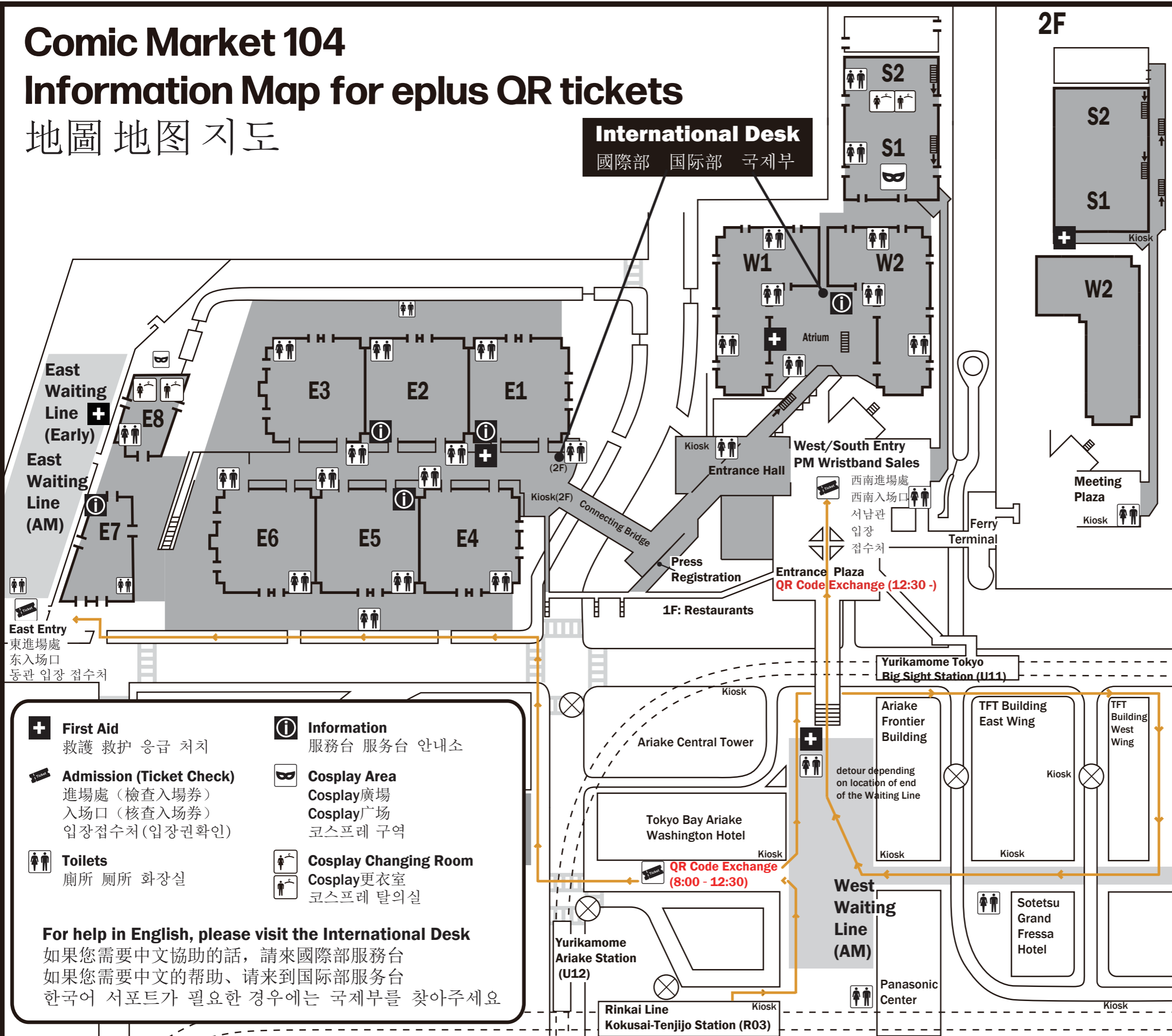


# Comic Market 104

## Information Map for eplus QR tickets

### 地圖 地图 지도



- |   |   |
|---|---|
| <b>+</b> <b>First Aid</b><br>救護 救护 응급 처치  | <b>i</b> <b>Information</b><br>服務台 服务台 안내소                        |
| <b>🎫</b> <b>Admission (Ticket Check)</b><br>進場處 (檢査入场券)<br>入口 (核査入场券)<br>입장접수처(입장권확인) | <b>🎭</b> <b>Cosplay Area</b><br>Cosplay廣場<br>Cosplay广场<br>코스프레 구역 |
| <b>🚻</b> <b>Toilets</b><br>廁所 廁所 화장실  | <b>👕</b> <b>Cosplay Changing Room</b><br>Cosplay更衣室<br>코스프레 탈의실   |

**For help in English, please visit the International Desk**  
如果您需要中文協助的話，請來國際部服務台  
如果您需要中文的帮助、請來到国际部服务台  
한국어 서포트가 필요한 경우에는 국제부를 찾아주세요

- Notes:**
- Kokusai-Tenjijo Station (R03) is the recommended station due best access without detours
  - Only PM Entry wristbands are sold directly at Comic Market (only after 12:30)
  - Ticket holders, please go to the Entry area as printed on your ticket (East or South/West)
  - AM Entry wristband holders can queue in both East or West
  - No parking is available. Please use public transportation.
  - For Cosplay, please use the Changing Rooms. Do not come or go in Cosplay.
  - Always ask for permission from Cosplayers before taking photos.